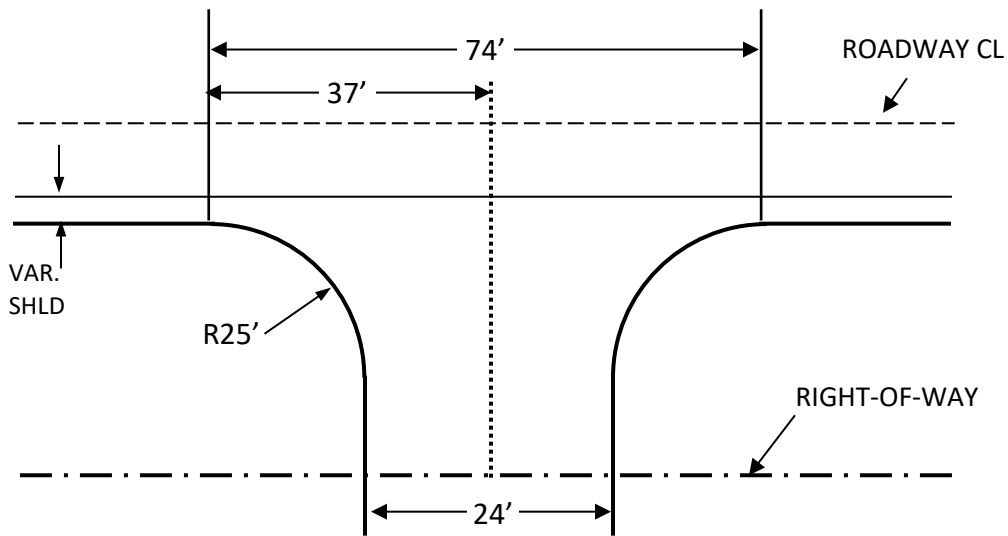


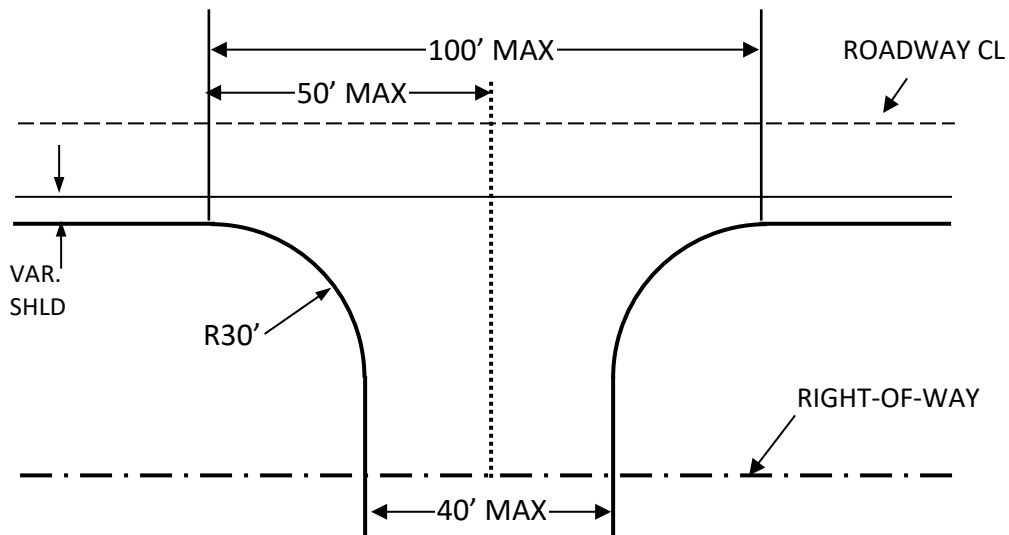
Watonwan County Driveway/Entrance Policy

1. One driveway is allowed to building sites and one field entrance per 40 acres of farmland. The addition of another driveway will be entertained only if safety is not an issue. The final driveway location will be determined by the County Engineer.
2. No work under this application is to be started until the application is approved.
3. No changes or alterations may be made at any time without written permission from the Watonwan County Public Works Department.
4. It is the responsibility of the landowner/contractor to obtain all other necessary permits from other agencies to complete the entrance construction.
5. It is the responsibility of the landowner/contractor to notify the GOPHER STATE ONE CALL (811) for utility location for any work being performed within the WATONWAN COUNTY right-of-way.
6. Where work on traveled roadways is necessary, the proper signage, barricades, etc., must be placed in accordance with the MINNESOTA MANUAL OF UNIFORM TRAFFIC CONTROL DEVICES (MMUTCD) and the standards of WATONWAN COUNTY PUBLIC WORKS.
7. The landowner/contractor shall be responsible for the construction and clean fill material needed to construct the driveway.
8. Watonwan County Public Works department shall determine if a culvert is needed and the size needed to maintain adequate drainage. The Landowner shall work with their respective township to arrange the purchase of a culvert from the Public Works Department in accordance with the fee schedule, or the landowner may furnish their own culvert meeting the requirements of the County Engineer. Culverts may be metal or concrete, **plastic will not be allowed**. Used culverts will be allowed with the approval of the County Engineer.
9. Culverts adjacent to paved roads shall have aprons installed on both ends. The Engineer will determine if aprons are needed on all other culverts.
10. The maximum width for residential and field driveways shall be 24 feet. The maximum width for commercial and shared field driveways shall be 40 feet. Any variances from these dimensions need justification and are subject to board approval.
11. The driveway shall have a minimum side slope of 1:4 (1' vertical to 4' horizontal). The slopes shall have topsoil placed and it shall be seeded.
12. All disturbed areas from work under this permit application must be seeded with MnDOT Seed Mix 250 or approved equal, at the rate of 100 lbs per acre, and any necessary permanent erosion control installed within 14 days after completed work has been approved by the County.
13. No foreign material such as dirt, gravel, or bituminous material shall be left or deposited on the roadway while performing the work.
14. The roadside must be cleaned up immediately after work is completed.
15. The driveway/entrance is the property of the landowner. Watonwan County claims no ownership or holds any liability for the maintenance of the entrance or entrance culvert.
16. **Once installed, the Landowner must contact the Watonwan County Public Works Road Maintenance Supervisor at (507)-317-5586 to complete a final inspection within seven days of completion. If final inspection does not meet county requirements, landowner is responsible for removal of non-compliant entrance and reconstruction of a compliant driveway/entrance.**
17. If non-compliant entrance is not removed **within 2 weeks** of the County notifying the Landowner, County forces will remove non-compliant entrance **at the cost of the Landowner** and this permit approval will be rescinded. The Landowner will then have to restart permit approval process for a compliant entrance.

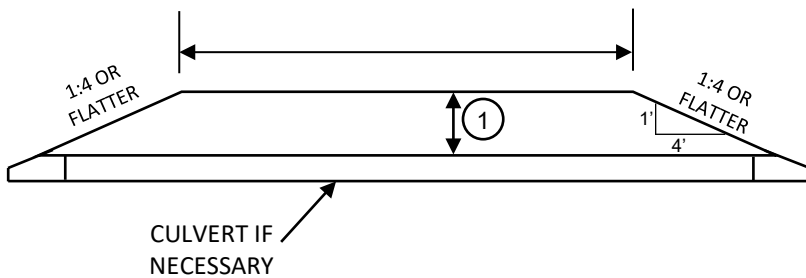
SINGLE RESIDENTIAL/FIELD DRIVEWAY



COMMERCIAL/SHARED FIELD DRIVEWAY



SIDE SLOPES



① IT IS RECOMMENDED TO MAINTAIN AT LEAST 1 FOOT OF COVER OVER THE CULVERT.

Note: Any variances from these standards are subject to board approval.